



# ANNUAL REPORT FOR THE COLLEGE COMMUNITY – 2023



## Vision and Mission

To be an institution producing well balanced individuals who know their purpose of life and are equipped to fulfil their roles and functions with excellence.

## Objectives

To provide high quality education as per Australian Standards in line with Islamic values and principles in a safe and nurturing learning environment. **(Institution)**

To develop individuals who are well-balanced spiritually, physically, intellectually, emotionally, socially and environmentally, and are well-balanced:

1. In their knowledge and skill sets within the three tiers of priority –
  - Knowledge of Allah,
  - Knowledge of Obedience of Allah,
  - Knowledge of all the support systems of our worldly existence
2. In managing their various roles in life. **(Well-balanced individuals)**

To inculcate a sense of purpose as defined by our Creator Allah SWT “I have not created jin and mankind except to continuously serve, obey and worship me.” **(Purpose of life)**

To prepare individuals for their roles in life in terms of specific relationships, occupations or professions (eg. a mother, a son, a doctor, an engineer, a plumber, a businessman, etc). **(Roles)**

To prepare individuals to perform within their roles with excellence, positively impacting their society and environment. **(Function)**

## Core Sifaat (Values)

- Vision/mission oriented life
- Honesty/integrity
- Continuous quest for knowledge
- Continuous quest for excellence
- Dedication/commitment (Azm)
- Consistency (Istiqamah)
- Cleanliness and orderliness
- Resilience

## Islamic excellence

- Iman
- Imani sifaat
- Ikhlas (Sincerity to Allah)
- Naseehah (Sincerity to the creation)
- Islamic compliance
- Spirit of Sunnah
- Character/morals (Akhlaq)

## Academic/professional excellence

- Personal development
- Discipline
- Initiative
- Teamwork
- Proactivity
- Readiness and willingness

## Benevolence

- Care, development of and collaboration with all associates
  - In organisation
  - Students
  - Peers
  - Suppliers
  - Community
  - Sector
  - Country
  - Humanity
- Conveying to others

## Democratic Principles

Al Iman College supports and promotes the principles and practice of Australian democracy, including a commitment to:

- Elected government
- The rule of law
- Equal rights for all before the law
- Freedom of religion
- Freedom of speech and association
- The values of openness and tolerance

# Students

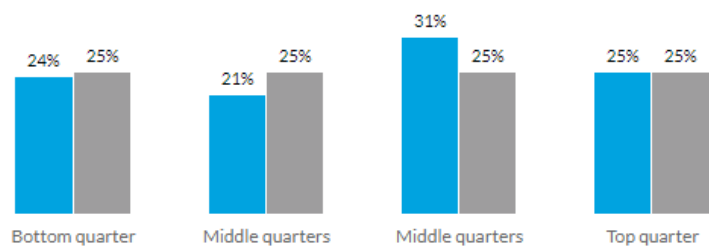
Total enrolments	970
Girls	538
Boys	432
Full-time equivalent enrolments	970
Indigenous students	0
Language background other than English	98%

## Student background

### Index of Community Socio-Educational Advantage (ICSEA)

School ICSEA value	1042
Average ICSEA value	1000
School ICSEA percentile	65

### Distribution of Socio-Educational Advantage (SEA)



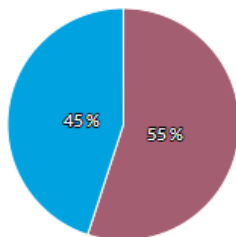
■ School distribution ■ Australian distribution

Percentages are rounded and may not add to 100

## Students

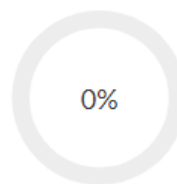
Total enrolments: 970

- Boys 432
- Girls 538



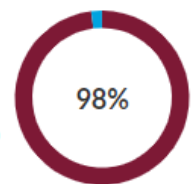
Full-time equivalent enrolments: 970.0

Indigenous students



Language background other than English

- Yes (98%)
- No (2%)
- Not stated (0%)



## Curriculum Framework

Al Iman College is committed to providing a rigorous national approach to education through the Australian Curriculum. The curriculum has been developed to incorporate the best of all learning approaches through a balanced program that provides for meaningful, significant and challenging experiences for our students.

# Engagement



At Al Iman College, we are committed to providing quality education in an Islamic environment to produce students who are well-balanced spiritually, physically, intellectually, emotionally, socially and environmentally.

True to our objectives, we have put in place a curriculum with a strong emphasis on the current educational trends strategically linked with Islamic values. We believe that this is a shared objective throughout the community.

Al Iman College continues our focus on building community confidence and the nurturing of home/college partnership. We take every opportunity to facilitate collaboration through various programs and activities involving the wider community. Our Parent Volunteer community play an active role in rendering general student in-class support within the Foundation to 2 classes. They also contribute to the success of our Reading Support Program, school events as well as incursions and excursions.





Below are a few of these activities within and outside of the college premises.


## Events of 2023

Event Name	Event Day/Date	Year Levels	Image
Incursion in Al Iman Gym: The Superhero in You	30 <sup>th</sup> January 2023	Year 3 and Year 4	
Incursion in Al Iman Gym: The Superhero in You	31 <sup>st</sup> January 2023	Year 5	
Toys over Time Incursion in Al Iman Gym	16 <sup>th</sup> February 2023 17 <sup>th</sup> February 2023	Year 1	
Boys Day Camp Excursion	20 <sup>th</sup> February 2023	Year 5 and Year 6 (Boys)	
Girls Day Camp Excursion	21 <sup>st</sup> February 2023	Year 5 and Year 6 (Girls)	

<p>AFL Play Incursion</p>	<p>21<sup>st</sup> February 2023 – 8<sup>th</sup> March 2023</p>	<p>Years Foundation – Year 6 (Both Wings on different days)</p>	
<p>Parliament House Excursion</p>	<p>23<sup>rd</sup> February 2023</p>	<p>Year 6A</p>	
<p>Parliament House Excursion</p>	<p>24<sup>th</sup> February 2023</p>	<p>Year 6C</p>	
<p>Melbourne Zoo Excursion</p>	<p>28<sup>th</sup> February 2023</p>	<p>Year 3 Boys</p>	











Melbourne Zoo Excursion	1 <sup>st</sup> March 2023	Year 3 Girls	
Annual School Clean Up Day	3 <sup>rd</sup> March 2023	Whole School Event	
ISSAV Futsal Tournament	6 <sup>th</sup> March 2023	Year 9 and Year 10 (Boys)	
Boys Sovereign Hills Excursion	14 <sup>th</sup> March 2023	Year 4 Boys	
Parliament House Excursion	14 <sup>th</sup> March 2023	Year 6D	
Sovereign Hill Excursion	15 <sup>th</sup> March 2023	Year 4 Girls	 




VCE Girls Graduation Ceremony	17 <sup>th</sup> of March 2023	VCE Girls of 2022	 
Como House Excursion	20 <sup>th</sup> March 2023	Year 2A & 2B	
Parliament House Excursion	20 <sup>th</sup> March 2023	Year 6B	
Harmony Day	21 <sup>st</sup> March 2023	Whole School	
Year 6 Civic & Citizenship Incursion – Mock Election	29 <sup>th</sup> March 2023	Year 6	
Como House Excursion	3 <sup>rd</sup> April 2023	Year 2C & 2D	
Sovereign Hill Excursion	9 <sup>th</sup> May 2023	Year 5 (Boys)	
Sovereign Hill Excursion	10 <sup>th</sup> May 2023	Year 5 (Girls)	



Annual Eid Celebration	11 <sup>th</sup> May 2023	Whole School	
Science Works Excursion	30 <sup>th</sup> May 2023	Year 7 (Girls)	
Year 5 Incursion	13 <sup>th</sup> June 2023	Boys	
Science Works Excursion	13 <sup>th</sup> June 2023	Year 7B	
Incursion in Tech/Arts room	20 <sup>th</sup> June 2023	Grade 4 (Boys)	
Melbourne Museum Excursion	20 <sup>th</sup> July 2023	Year 8 (Girls)	
MCG Excursion	25 <sup>th</sup> July 2023	Year 10 and Year 11 (Boys)	
Fire – ED incursion in Al Iman Gym	27 <sup>th</sup> July 2023	Foundations	
Day Camp Excursion	31 <sup>st</sup> July 2023	Year 7 Girls	

Day Camp Excursion	1 <sup>st</sup> August 2023	Year 8 and 9 Girls	
Overnight Boys Camp	2 <sup>nd</sup> August – 3 <sup>rd</sup> August 2023	Year 10 – 12 Boys	
Mad About Science Incursion	3 <sup>rd</sup> August 2023	Year 6	
VSSEC Excursion	7 <sup>th</sup> August 2023	Year 5 Boys	
MCG Excursion	7 <sup>th</sup> August 2023	Year 9 and 10 Girls	
Melbourne Museum Excursion	8 <sup>th</sup> August 2023	Year 8 Boys	
Day Camp Excursion	14 <sup>th</sup> August 2023	Year 10 – 12 Girls	




<p>Melbourne Museum Excursion</p>	<p>16<sup>th</sup> August 2023</p>	<p>Year 2</p>	
<p>Melton City Council – Waste Education Program</p>	<p>16<sup>th</sup> August 2023</p>	<p>Year 4 – 6 Boys</p>	
<p>Day Camp Excursion</p>	<p>22<sup>nd</sup> August 2023</p>	<p>Year 7 – 9 Boys</p>	
<p>Science Works Excursion</p>	<p>22<sup>nd</sup> August 2023</p>	<p>Year 3 Boys</p>	
<p>Science Works Excursion</p>	<p>23<sup>rd</sup> August 2023</p>	<p>Year 3 Girls</p>	

<p>Girls Melbourne Walks Fed Square Excursion</p>	<p>24<sup>th</sup> August 2023</p>	<p>Year 6 Girls</p>	
<p>Melbourne Walks Fed Square Excursion</p>	<p>28<sup>th</sup> August 2023</p>	<p>Year 6 Boys</p>	
<p>Melbourne Museum Excursion</p>	<p>29<sup>th</sup> August 2023</p>	<p>Year 4 Boys</p>	
<p>Melbourne Museum Excursion</p>	<p>30<sup>th</sup> August 2023</p>	<p>Year 4 Girls</p>	
<p>SRC Boys Excursion</p>	<p>31<sup>st</sup> August 2023</p>	<p>SRC Boys</p>	



Science works Excursion	4 <sup>th</sup> September 2023	Year 5 Girls	
Year 3-12 Annual Sports Day	14 <sup>th</sup> September 2023	Year 3 – 12	
R U OK? Day	14 <sup>th</sup> September 2023	Secondary Girls	
F – 2 Annual Sports Day	12 <sup>th</sup> October 2023	Foundation – Year 2	
VSSEC Excursion	16 <sup>th</sup> October 2023	Year 5 Girls	
RAAF Museum Excursion	26 <sup>th</sup> October 2023	Year 7 Girls	
Scienceworks Excursion	30 <sup>th</sup> October 2023	Year 1	
Scienceworks Excursion	31 <sup>st</sup> October 2023	Year 4 Girls	
Animal Land Excursion	31 <sup>st</sup> October 2023	ELC Group B	



Animal Land Excursion	1 <sup>st</sup> November 2023	ELC Group A and C	
RAAF Museum Excursion	2 <sup>nd</sup> November 2023	Year 7 Boys	
Scienceworks Excursion	8 <sup>th</sup> November 2023	Year 4 Boys	
Scienceworks Excursion	9 <sup>th</sup> November 2023	Year 9B	
ISSAV Futsal Tournament	13 <sup>th</sup> November 2023	Year 5 and 6 Boys	
Ace Karts Excursion	14 <sup>th</sup> November 2023	Year 12 Boys	
Hifz Boys Graduation	15 <sup>th</sup> November 2023	Hifz Boys	
Animal Farm Excursion	15 <sup>th</sup> November 3032	Foundations	
Year 12 Boys Graduation	17 <sup>th</sup> November 2023	Year 12 VCE Boys	
Year 12 Girls Graduation	17 <sup>th</sup> November 2023	Year 12 VCE Girls	 

Animal Farm Excursion	21 <sup>st</sup> November 2023	Year 3 Boys	
Animal Farm Excursion	22 <sup>nd</sup> November 2023	Year 3 Girls	
ELC Graduation 1	22 <sup>nd</sup> November 2023	ELC	
ELC Graduation 2	23 <sup>rd</sup> November 2023	ELC	
Year 6 Graduation	24 <sup>th</sup> November 2023	Year 6	
ISSAV Futsal Tournament	28 <sup>th</sup> November 2023	Year 7 and Year 8 Boys	

These activities have contributed to an increased sense of belonging and a happy and healthy, collaborative learning community.

# Staff Qualifications

All the teaching staff employed at Al Iman College are registered in accordance with the requirements of Victorian Institute of Teaching (VIT).

Our teaching staff members' qualifications include Graduate Diploma of Education, Masters and PhD.

## College Staff

Teaching staff	56
Full-time equivalent teaching staff	55
Non-teaching staff	53
Full-time equivalent non-teaching staff	47.3

## Student attendance rate

All students Semester 1 87% Term 3 91%

## NAPLAN Results

2023

Compare to  Students with similar background  All Australian students

	Reading	Writing	Spelling	Grammar	Numeracy
Year 3	411	444	428	417	391
Year 5	504	491	526	496	483
Year 7	553	554	576	553	535
Year 9	585	604	605	589	549

**Interpreting the table**

Selected school's average when compared to students with a similar background

- Well above
- Above
- Close to
- Below
- Well below
- No comparison available

NAPLAN participation for this school is 96%  
 NAPLAN participation for all Australian students is 95%

### Percentage of student **AT** or **ABOVE** the National Minimum Standard **2022**

Year Level	Reading	Writing	Spelling	Grammar & Punctuation	Numeracy
3	98%	100%	94%	94%	99%
5	93%	98%	98%	97%	97%
7	98%	100%	98%	96%	97%
9	85%	91%	92%	88%	92%

Percentage of student **AT** or **ABOVE** the National Minimum Standard **2021**.

Year Level	Reading	Writing	Spelling	Grammar & Punctuation	Numeracy
3	96%	100%	100%	98%	97%
5	99%	99%	98%	99%	97%
7	100%	98%	100%	96%	100%
9	86%	84%	97%	86%	98%

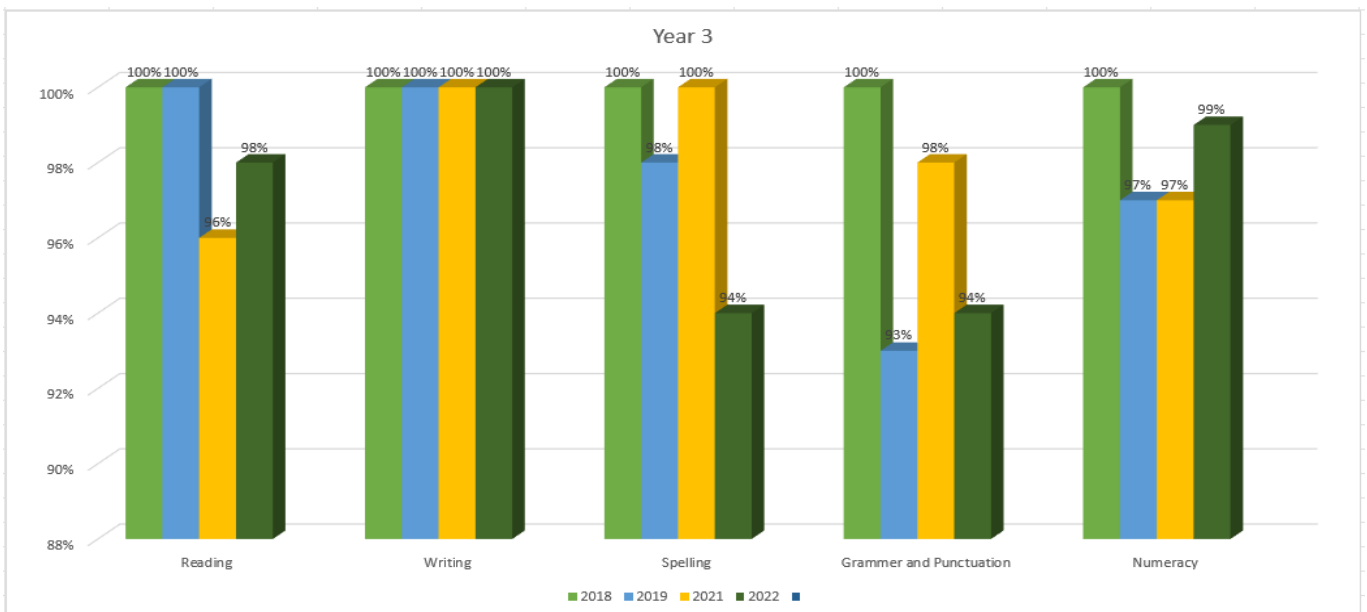
Percentage of student **AT** or **ABOVE** the National Minimum Standard **2019**

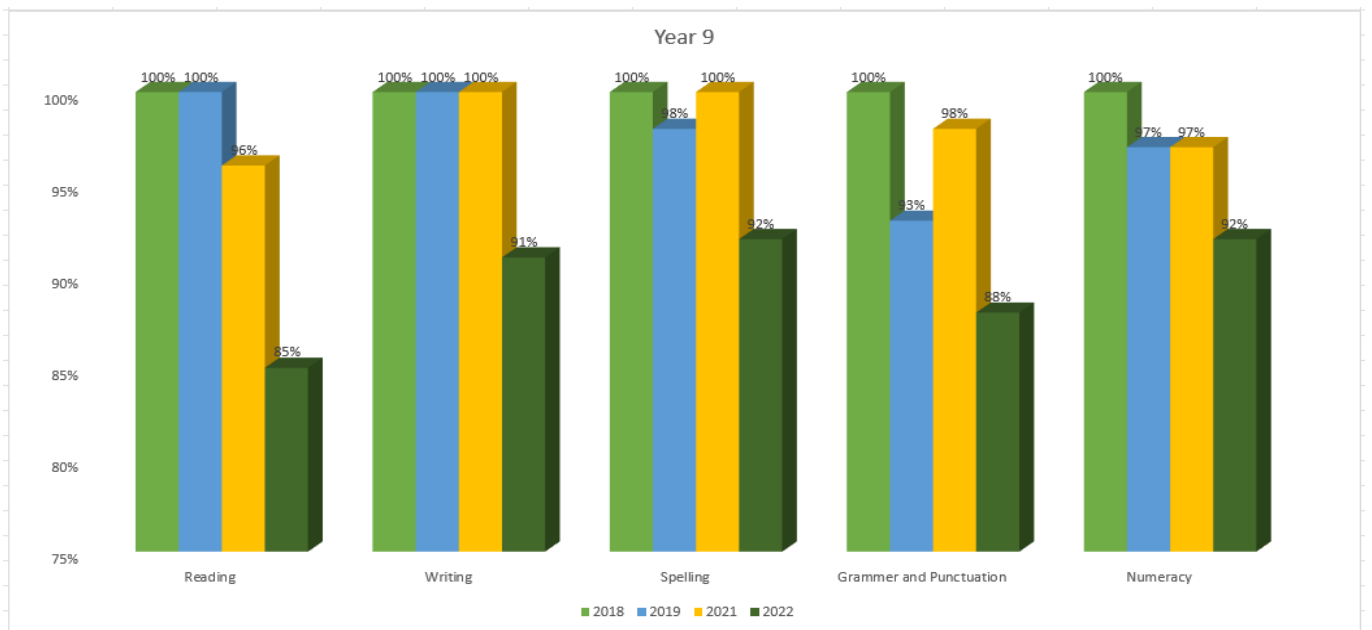
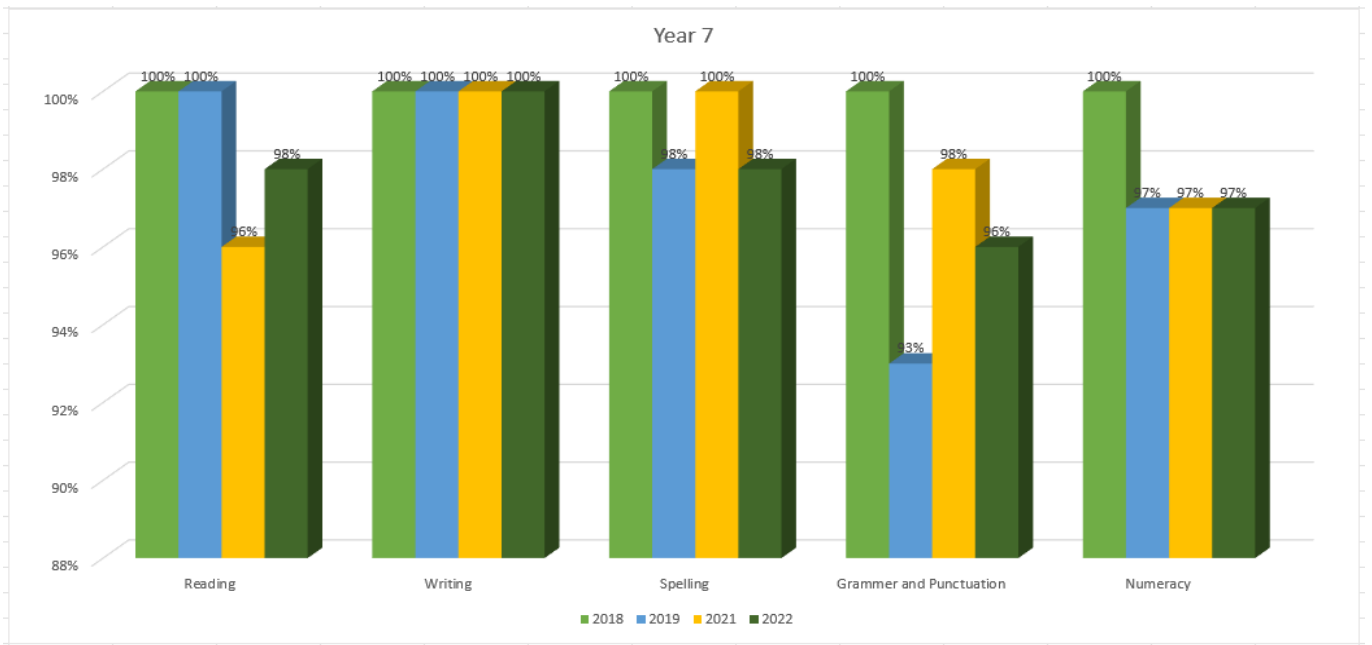
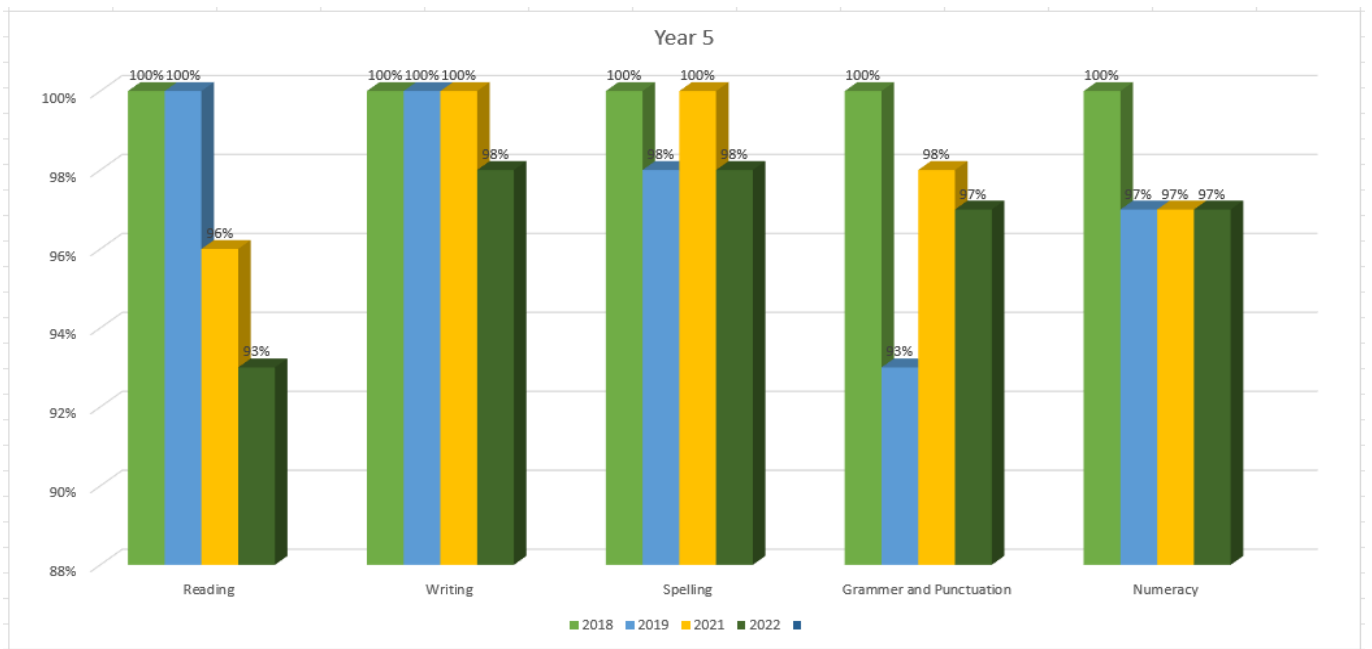
Year Level	Reading	Writing	Spelling	Grammar & Punctuation	Numeracy
3	100%	100%	98%	93%	97%
5	97%	97%	100%	94%	94%
7	97%	97%	97%	88%	97%
9	94%	94%	94%	94%	100%

Percentage of student **AT** or **ABOVE** the National Minimum Standard **2018**

Year Level	Reading	Writing	Spelling	Grammar & Punctuation	Numeracy
3	100%	100%	100%	96%	100%
5	96%	91%	91%	96%	100%
7	100%	91%	100%	95%	95%
9	100%	88%	82%	95%	100%

## NAPLAN Trend Data Report







# Student Satisfaction Survey

## General Student Satisfaction:

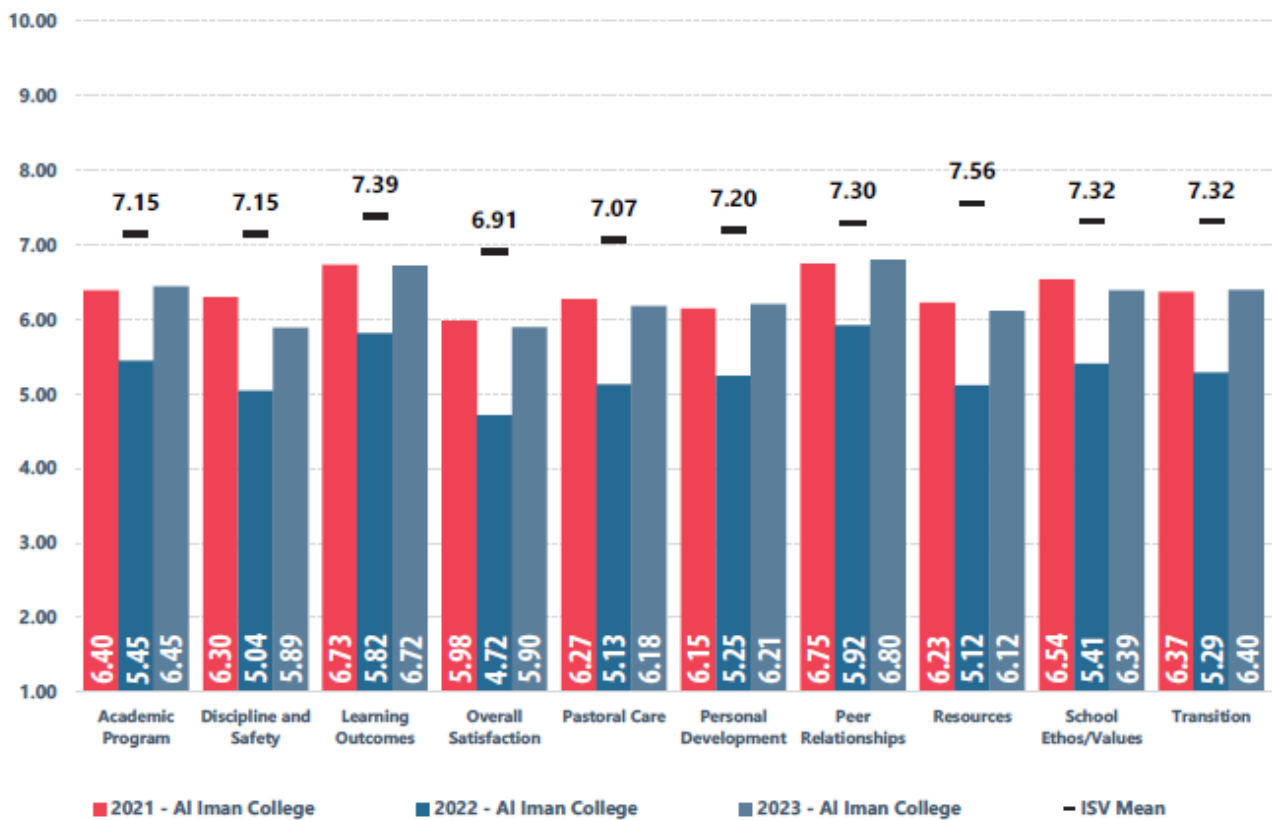


Figure 3: displays General Satisfaction per domain at Al Iman College against the ISV benchmark.

## Student Satisfaction with Quality of Teaching:

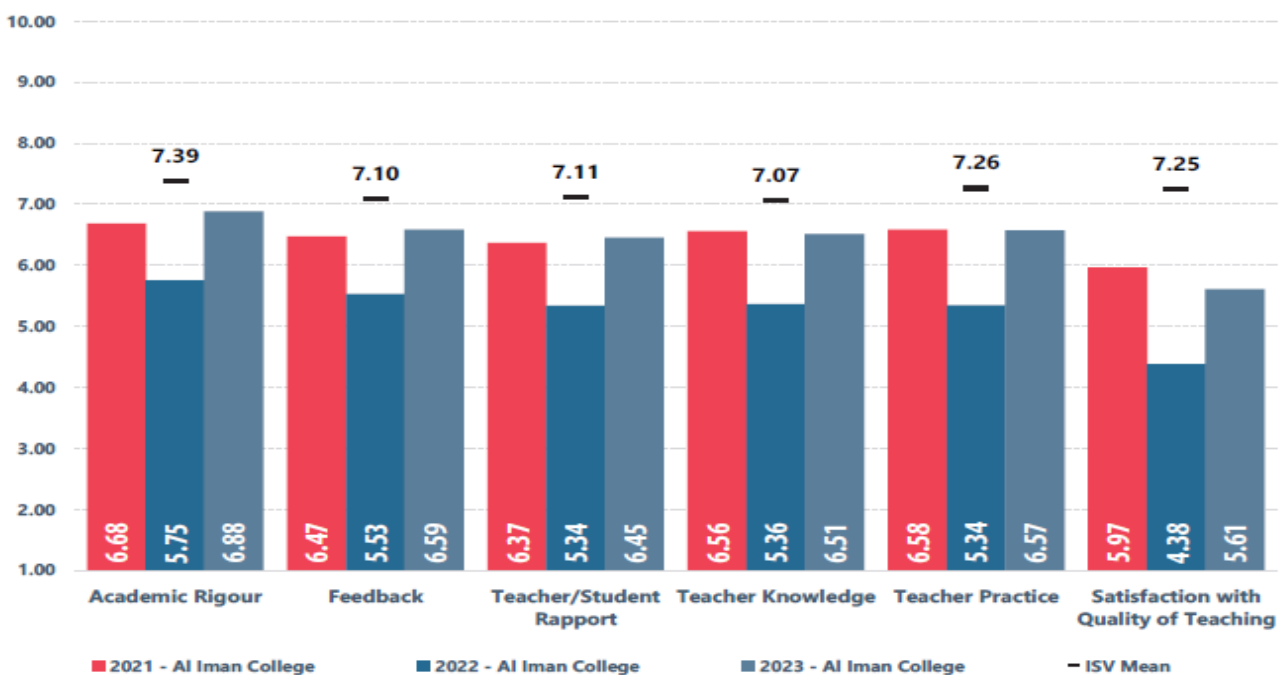
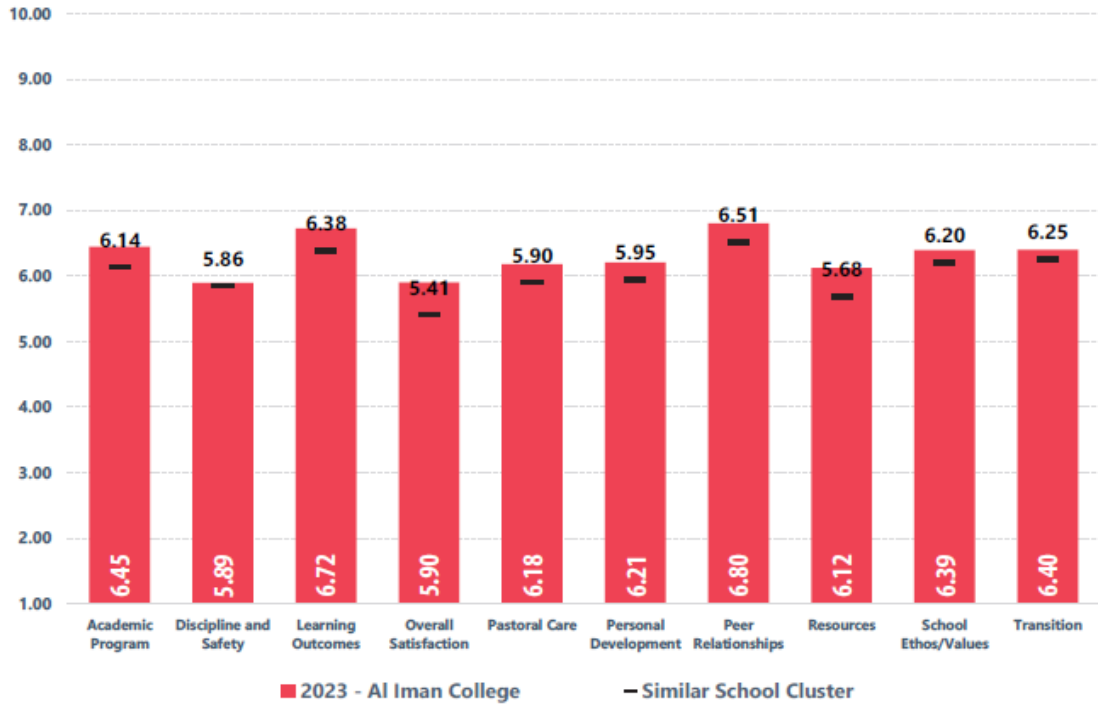


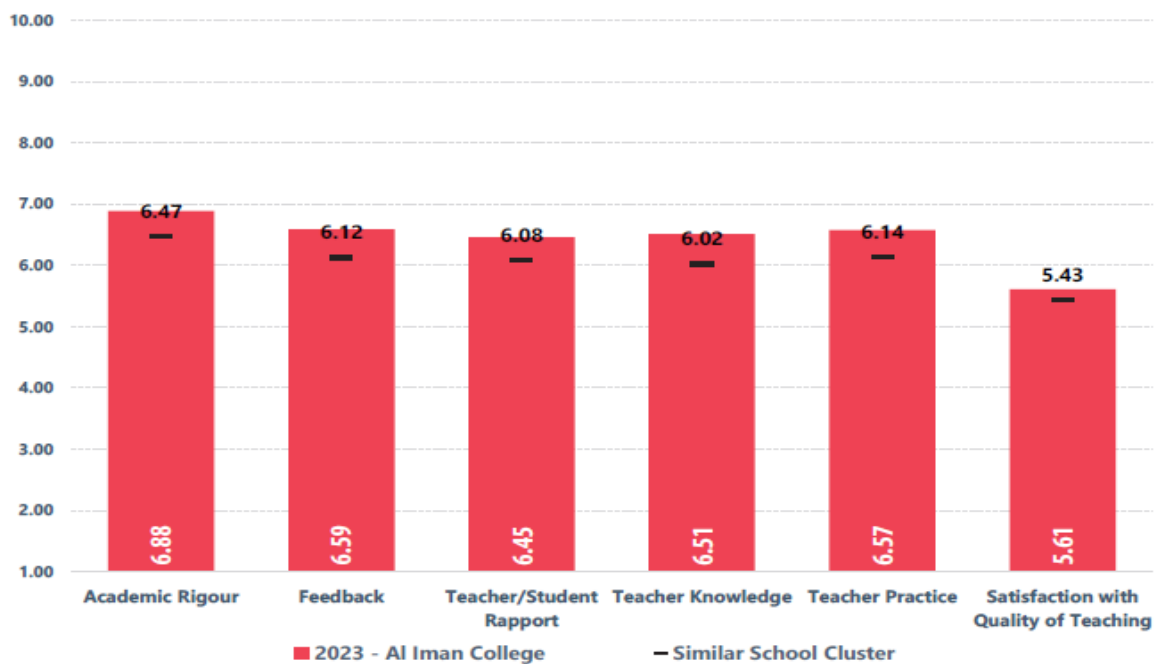
Figure 4: displays student satisfaction with the Quality of Teaching per domain at Al Iman College against the ISV benchmark.

## General Student Satisfaction compared to similar schools:



**Figure 5:** displays **General Satisfaction** per domain at **Al Iman College** compared to statistically similar schools. **Please note:** the school group number for your statistically similar school cluster may change year on year as data on your enrolments changes. See the appendix to determine your statistically similar school group.

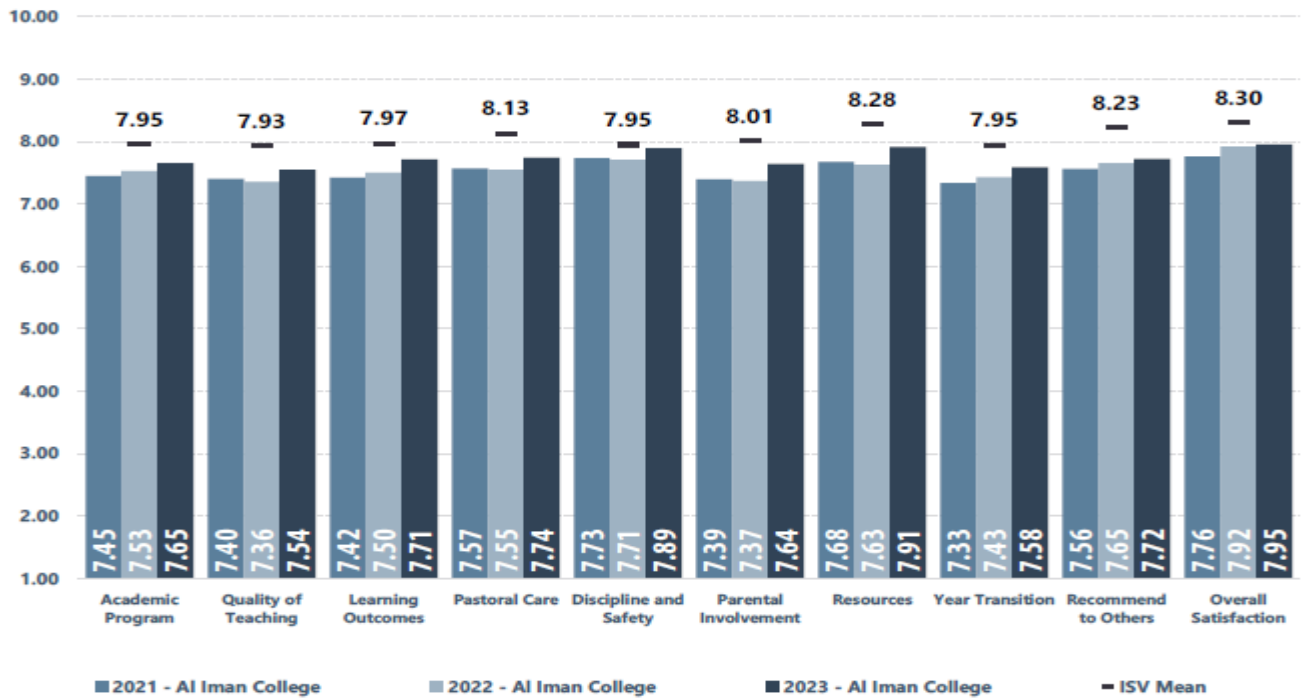
## Student Satisfaction with Quality of Teaching compared to similar schools:



**Figure 6:** displays student satisfaction with the **Quality of Teaching** per domain at **Al Iman College** compared to statistically similar schools.

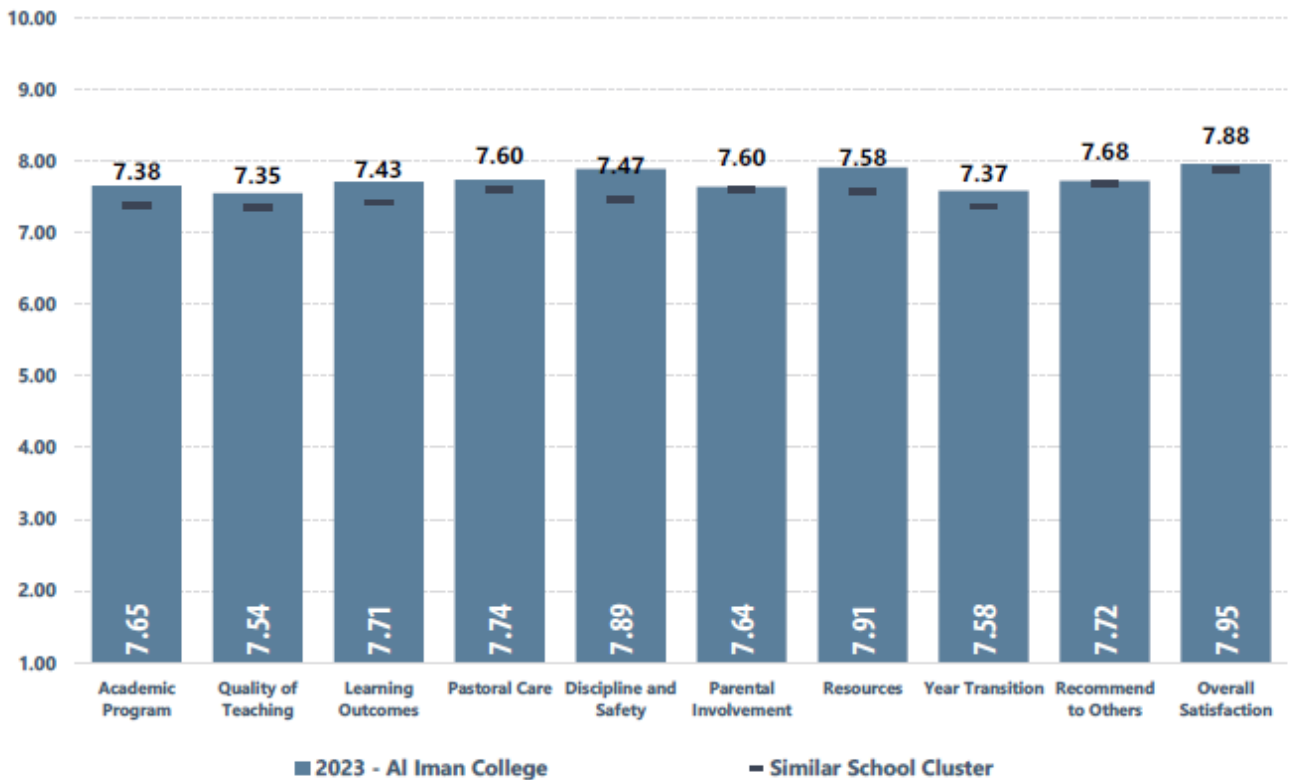
# Parent Satisfaction Survey

## Overall Parent Satisfaction



**Figure 3:** displays overall parent satisfaction per domain for **Al Iman College** against the ISV benchmark.

## Overall Parent Satisfaction compared to similar schools:



**Figure 4:** displays overall parent satisfaction per domain for **Al Iman College** compared to statistically similar schools. **Please note:** your statistically similar school cluster number may change year on year as data on your enrolments changes. See the appendix to determine your statistically similar school group.

# Financial Performance and Position

## COMPREHENSIVE INCOME STATEMENT

<b>Gross Income</b>	
a. Revenue from government including grants	\$17,157,680.00
b. Donation and bequests	\$100.00
c. Revenue from providing goods or services	\$2,731,976.00
d. Revenue from investments	\$0.00
e. Other Revenue	\$166,990.00
<b>f. Total Revenue (a+b+c+d+e)</b>	<b>\$20,056,746.00</b>
g. Other income	\$0.00
<b>h. Total gross income (f+g)</b>	<b>\$20,056,746.00</b>
<b>Expenses</b>	
i. Employee Expenses	\$12,329,215.00
j. Interest expenses	\$0.00
k. Grants and donations made for use in Australia	
l. Grants and donations made for use outside Australia	
m. All other expenses	\$4,842,918.00
<b>n. Total expenses (i+j+k+l+m)</b>	<b>\$17,172,133.00</b>
<b>o. Net surplus/deficit (h-n)</b>	<b>\$2,884,613.00</b>
p. Other comprehensive income (if applicable)	
<b>q. Total comprehensive income (o+p)</b>	<b>\$2,884,613.00</b>

## BALANCE SHEET

<b>Assets</b>	
r. Total current assets	\$8,095,883.00
s. Non-current loans receivable	\$0.00
t. Other non-current assets	\$8,499,053.00
<b>u. Total non-current assets (s+t)</b>	<b>\$8,499,053.00</b>
<b>v. Total assets (r+u)</b>	<b>\$16,594,936.00</b>
<b>Liabilities</b>	
w. Total current liabilities	\$2,545,619.00
x. Non-current loans payable	\$0.00
y. Other non-current liabilities	\$815,799.00
<b>z. Total non-current liabilities (x+y)</b>	<b>\$815,799.00</b>
<b>aa. Total liabilities (w+z)</b>	<b>\$3,361,418.00</b>
<b>ab. Net assets/liabilities (v-aa)</b>	<b>\$13,233,518.00</b>